



Bobcat®

M3-Series Compact Loaders

400 & 500 Platforms
& K-Series S70



***One Tough
Animal***®



BUILD YOUR BUSINESS SUCCESS ON **BOBCAT PERFORMANCE.**

Your business deserves a legacy that lasts, and Bobcat brings a proven performer to the jobsite with M3-Series skid-steer and compact track loaders. These tough, durable and field-tested machines put the quality, versatility and uptime of the Bobcat brand in your hands – so you can maximize profitability beyond the limits.



THERE'S AN M3-SERIES LOADER BUILT FOR YOUR BUSINESS.

Whether you need raw power, extreme maneuverability or industry-leading comfort to get the job done, get the machine you want – plus the quality, versatility and serviceability you expect from the Bobcat brand. **M3-Series loaders deliver performance and value that fit the goals of your business and the needs of your operators.**

T450



Nimble and strong at 55 inches wide, the radius-lift-path T450 is your go-to machine for working in jobsites big and small. It can handle a variety of attachments and tackle an endless array of tasks.

KEY SPECS

Rated Operating Capacity (35% tipping load)	1490 lb. (676 kg)
Lift Path	Radius
Operating Weight	6424 lb. (2914 kg)
Horsepower	55.0 hp (41.0 kW)
Standard Flow Hydraulics	16.7 gpm (63.2 L/min.)

T550



With the low ground pressure and the pushing power of the Bobcat track design, plus optimal lifting and digging capabilities and excellent reach at truck-bed height, this tough track loader is built to work.

KEY SPECS

Rated Operating Capacity (35% tipping load)	1995 lb. (905 kg)
Lift Path	Radius
Operating Weight	7557 lb. (3428 kg)
Horsepower	68.0 hp (50.7 kW)
Standard Flow Hydraulics	17.1 gpm (64.7 L/min.)

T595



The Bobcat T595 compact track loader sets the standard for high performance in a compact and durable package. Its low ground pressure minimizes ground disturbance while still providing impressive load-carrying and high lift capabilities. Plus, you'll have the comfort and precision that only a Bobcat loader can offer.

KEY SPECS

Rated Operating Capacity (35% tipping load)	2220 lb. (998 kg)
Lift Path	Vertical
Operating Weight	8022 lb. (3638 kg)
Horsepower	70.0 hp (52.2 kW)
Standard Flow Hydraulics	17.1 gpm (64.7 L/min.)



S450

When you need high performance in limited space, the powerful M3-Series S450 from Bobcat gets the job done. A radius lift path design gives you the best maximum reach at mid-range heights.

KEY SPECS

Rated Operating Capacity (50% tipping load)	1370 lb. (621 kg)
Lift Path	Radius
Operating Weight	5370 lb. (2436 kg)
Horsepower	49.0 hp (36.5 kW)
Standard Flow Hydraulics	16.7 gpm (63.2 L/min)



S510

The S510's narrow turning radius delivers unmatched maneuverability for big power in tight working spaces.

KEY SPECS

Rated Operating Capacity (50% tipping load)	1790 lb. (812 kg)
Lift Path	Radius
Operating Weight	6208 lb. (2816 kg)
Horsepower	55.0 hp (41.0 kW)
Standard Flow Hydraulics	17.1 gpm (64.7 L/min.)



S590

Speedy and powerful, the Bobcat S590 skid-steer loader brings a vertical lift path and ample lift capacity to the job, plus versatile attachment handling capabilities.

KEY SPECS

Rated Operating Capacity (50% tipping load)	2000 lb. (907 kg)
Lift Path	Vertical
Operating Weight	6765 lb. (3069 kg)
Horsepower	68.0 hp (50.7 kW)
Standard Flow Hydraulics	17.1 gpm (64.1 L/min.)



S70

*K-Series

Just under 72 inches to the top of the cab, the agile Bobcat S70 skid-steer loader is the ideal size for passing through narrow doorways, aisles and alleys, as well as working under low ceilings. It's an excellent compact loader for jobs that are too big for a shovel or spaces that are too small for a larger machine.

KEY SPECS

Rated Operating Capacity (50% tipping load)	760 lb. (344 kg)
Lift Path	Radius
Operating Weight	2892 lb. (1312 kg)
Horsepower	23.5 hp (17.5 kW)
Standard Flow Hydraulics	9.8 gpm (37.1 L/min.)

PERFORMANCE





M3-SERIES LOADERS DELIVER HIGH PERFORMANCE.

Great performance comes from more than just a high-horsepower engine. M3-Series loaders use the machine's overall design to deliver more usable horsepower and torque. They're engineered with the right balance of engine power and pump size, plus a weight distribution that delivers powerful breakout forces and fast cycle times. If you need to work quicker, lift more and outperform the competition, Bobcat compact loaders are the only choice.

Fast Cycle Times

Hydraulic pumps in Bobcat loaders are matched to cylinder size and loader lift capacity to provide fast cycle times that help you get the job done faster.

Powerful Breakout Forces

High-efficiency hydraulic pumps deliver more power matched to demand and provide better breakout forces.

Impressive Hydraulics

The Bobcat engine, pump, horsepower and cubic-inch displacement are configured precisely for each model's specific operating capacity. Engine horsepower and hydraulic system performance are finely tuned to get the job done quickly, with efficiency and smooth control.

High Torque

Bobcat engines produce high torque levels at low rpm operation. This means better performance for pushing, digging, lifting and operating attachments with less chance of stalling.

A Wider Range of Power

Bobcat engines generate the most torque across a much wider rpm range than other engines – so your loader will stay in the peak torque range more often as you work.



TIER 4 SOLUTIONS

When Tier 4 emissions standards required every equipment manufacturer to make equipment changes, Bobcat designed a non-DPF Tier 4 solution that also delivers new features and provides more performance to customers.

Simple, State of the Art and Non-DPF

The biggest advantage of our Tier 4 solution is simplicity. Bobcat engines meet Tier 4 regulations without a diesel particulate filter (DPF). This reduces downtime that occurs with DPF regeneration and long-term DPF maintenance costs, and allows operators to focus on working.

Improved Machine Shutdown Protection

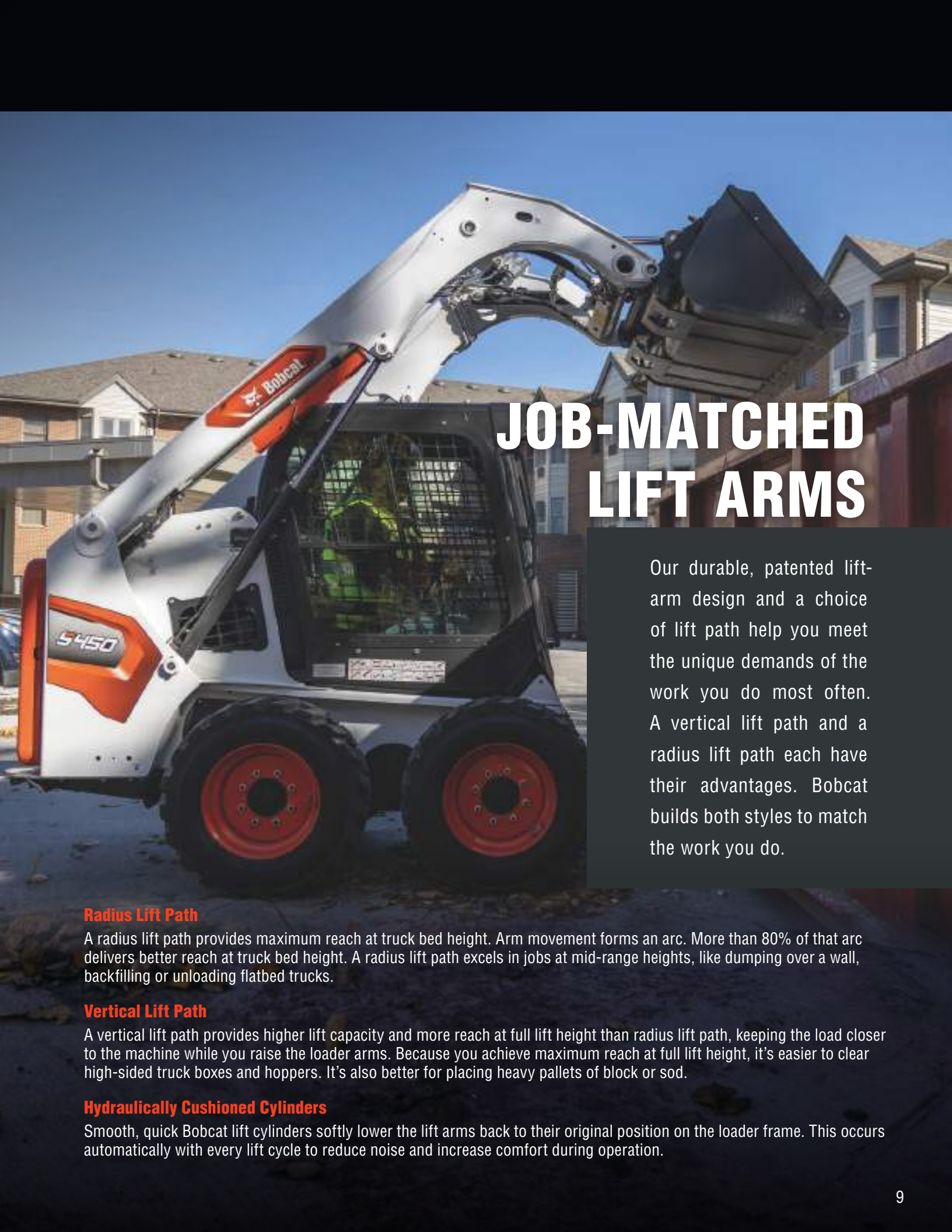
Monitors coolant and oil temperatures and prevents them from reaching a critical point of shutdown.

Cold Weather Engine Protection

Protects your machine from working too hard before the engine is properly warmed up.

Lower Operating Costs and Reduced Noise

An auto-idle function on machines equipped with Selectable Joystick Controls will reduce noise levels.



JOB-MATCHED LIFT ARMS

Our durable, patented lift-arm design and a choice of lift path help you meet the unique demands of the work you do most often. A vertical lift path and a radius lift path each have their advantages. Bobcat builds both styles to match the work you do.

Radius Lift Path

A radius lift path provides maximum reach at truck bed height. Arm movement forms an arc. More than 80% of that arc delivers better reach at truck bed height. A radius lift path excels in jobs at mid-range heights, like dumping over a wall, backfilling or unloading flatbed trucks.

Vertical Lift Path

A vertical lift path provides higher lift capacity and more reach at full lift height than radius lift path, keeping the load closer to the machine while you raise the loader arms. Because you achieve maximum reach at full lift height, it's easier to clear high-sided truck boxes and hoppers. It's also better for placing heavy pallets of block or sod.

Hydraulically Cushioned Cylinders

Smooth, quick Bobcat lift cylinders softly lower the lift arms back to their original position on the loader frame. This occurs automatically with every lift cycle to reduce noise and increase comfort during operation.

COMFORT

A machine's comfort level is as important as its performance and productivity. Comfortable operators are more focused on the job. They're able to get more done. They are more satisfied with the job. A comfortable machine benefits owners and operators alike, and the Bobcat cab experience ranks among the industry's best.



Leading Visibility

Leading all-around visibility is central to the design of the cab on Bobcat loaders.

Top Visibility

A top window with a wide viewing area gives you an unbeatable view when raising a load above the cab, such as loading trucks or stacking materials.

Front Visibility

The cab-forward design moves the operating area closer to the attachment, giving you a better vantage point to see your work. Watch your surroundings through a single curved pane of glass that delivers more glass surface area than other manufacturers.

Side Visibility

In the Bobcat cab, you can see the tracks without having to lift your loader arms, increasing your performance in tight areas, such as grading next to a building or backing onto a trailer.

Rear Visibility

The large rear window and angle of the back of the loader provide a great view behind the tailgate.

Seat Adjustment

The adjustable seat features plenty of forward or aft movement to accommodate different-sized operators.

Pressurized Cab

Dirt, dust, mud and debris are part of your routine. Bobcat enclosed cabs have a best-in-class pressurized interior space that stays cleaner and more comfortable.

Pressurizing Front Door Seal

A front door seal increases cab pressurization to repel dust and keep clean, heated or air-conditioned air inside.

Dial Hand Throttle

Adjust your engine speed quickly and easily.

Seat-Mounted Joysticks

On loaders with Selectable Joystick Controls (SJC), the joysticks are mounted to the seat. As your suspension seat moves up and down, the joysticks move with the seat for added comfort while operating.

Large Entry

On machines with enclosed cabs, large swing-open doors provide ample room for exit and entry.

More Room

Enjoy up to 20% more interior space compared to competitors' machines.

Cab-Integrated Heat and Air Conditioning

Because our AC units are integrated into the machine, there is no bulky add-on unit to obstruct your visibility.

Ample Storage

Storage bins are located throughout the interior. You can store items wherever it's convenient – on your right or on your left.

Convenient Engine Speed Control

The engine speed control is within easy reach on the right-hand corner post of the cab.

Fingertip Controls

Fingertip controls make your attachment comfortable to operate, easy to control and simple to adjust. Dual-direction detent allows hydraulic flow to be engaged continuously, in either direction, without holding a switch. Variable hydraulic flow allows you to slowly move cylinders when working with a grapple or combination bucket, or crank it up to maximum flow and quickly remove dirt from an auger bit.

Other Features

- Powerful front lighting
- 12-volt power accessory
- Easy-pull, easy-secure side window
- High-output halogen lights for low-light operation
- Optional side lighting kit
- Adjustable foot pedals

M3-SERIES COOLING SYSTEM



If your machine isn't working, it's not making money. M3-Series loaders are built with Bobcat innovations that have maximized uptime and kept operators running for generations.

The Bobcat cooling system makes use of a hydraulically powered fan that senses engine temperature and only turns as fast as needed, reducing sound levels and providing excellent protection from overheating. A patented dual-path cooling system draws cool, clean air from above, pulls warm air out of the engine compartment and forces it out two side vents, directing hot air away from the operator.

Machine Protection

Bobcat loaders come standard with machine protection that monitors engine and hydraulic functions. If conditions risk damage to the engine or hydraulic components, the system will alert the operator and, if necessary, de-rate engine power as well as hydraulic flow. It still allows the operator to complete the job at hand or move the loader to an area for diagnosis.

Self-Diagnostics

On-board diagnostics efficiently troubleshoot problems in the field and, in many cases, prevent them from occurring in the first place. Downloadable machine performance history cuts a huge chunk out of the time needed to identify problems and correct them.

Battery Run-Down Protection

The lighting circuit automatically shuts down to prevent accidental battery discharge.

Electronic Protection

Bobcat electronics feature more watertight, corrosion-resistant connectors than other manufacturers – so you don't slow down from faulty connections.

Protected Hoses and Quick Couplers

The integrated, pressure-release quick couplers are mounted directly into the front plate of the lift arm – with no exposed hoses to damage. A steel guard extends beyond the coupler, protecting it even further.



SOLID-MOUNTED STRENGTH

The Bobcat track undercarriage is a solid-mounted, fully enclosed design that protects components such as hoses and drive motors. Solid-mounted undercarriages have fewer moving parts, which reduces maintenance in addition to stabilizing the loader and work group.

Improved Track Carriage Cleanout

The track-tensioning assembly allows for horizontal track tensioning, which improves the cleanout area as a result.

This tensioning housing features a beveled frame to shed material out of the undercarriage as the loader operates throughout the day.

Ground Clearance

Ground clearance is an impressive 9.8 inches.

Elevated Sprocket Design

Elevated sprockets shed mud and debris as you work and reduce wear.

No Exposed Hoses

Hydraulic hoses are carefully routed and protected inside the undercarriage to reduce snags and impacts that cause downtime.

Embedded Steel

Tough steel braces guide and support the track when engaging the drive sprocket. Steel-reinforced rubber tracks, designed exclusively for Bobcat, include internal steel cables for added strength.

Wide Rollers

More roller width maximizes contact with the tracks and minimizes wear for a smoother ride. Rollers – and the dual-flange front idler – ride on rubber to dampen vibration.

Better Ride Quality

A dual-flange front idler rides on rubber to dampen vibration from the ground. Wide rollers further reduce vibration and produce less wear on the track.

Forged-Steel Rollers and Idlers

Steel idlers guide and support the track around the ends of the undercarriage. The dual-flange front idlers are wider, providing more contact with the tracks and enabling a smoother ride. They even absorb shock loads to provide better operator comfort. The idlers are also part of a simple system for maintaining track tension. The forged steel is more durable than rubber and will not wear as easily or chunk out.

Exclusive Bobcat Tracks

Bobcat tracks provide the best combination of flotation and traction. Many available options allow you to select the track pattern that is designed to maximize traction or minimize ground disturbance for the application that you work in.



BOBCAT COMPACT TRACK LOADER UNDERCARRIAGE

The M3-Series compact track loader undercarriage from Bobcat delivers excellent ride quality, tough construction and optimal productivity.

TIRE OPTIONS

Bobcat has an extensive offering of pneumatic and solid loader tires. Choosing the best tire is important for machine traction, flotation, wear and overall performance.



Maintenance-Free Chaincase

The rugged Bobcat chaincase is the only maintenance-free chaincase in the industry with exclusive fixed-axle tubes, stronger axles and fully sealed bearings.

No Adjustments

The Bobcat chaincase requires no adjustments – ever. Strong chains. Tight manufacturing tolerances. Endless roller, high-strength oval chains (HSOC). Thick side-linkplates and hardened pins. The chains are 38% stronger than the competition.

CHOICE CONTROLS

Bobcat provides intuitive, precise and adaptable control options to make every operator as productive as possible. Whether your job requires a fine, precise touch when working close to walls and obstacles or quick, responsive work group action and maneuverability, Bobcat puts you in total control of the task.



Standard Controls

This tried and true system is still a popular style of control today. A lever controls the drive on each side independently, while your feet control the lift arms and bucket. The farther you stroke the lever, the faster you go. The shorter the stroke, the more torque that is delivered to the wheels or tracks, allowing maximum power for pushing into a pile.

Low-effort, low-fatigue foot pedals offer comfort for long days and precise, responsive control. In the cab, the flat floor gives your feet more freedom to move for comfortable positioning and less fatigue from long hours in the cab.



Selectable Joystick Controls (SJC)

SJC offer low-effort hand control of all machine work group functions. ISO or H patterns can be easily activated with the push of a button inside the cab.

SJC ADAPT PERFORMANCE TO THE JOB.

Drive Response Mode

Drive response mode allows you to choose how the drive responds to joystick movement. Whether you like a more gradual response; quick, instant feedback; or something in between, three different settings put you in control.





Remote Control

All loaders equipped with SJC can be operated by a portable remote-control system. This may be beneficial to people operating in certain environments, such as hot or dusty, or for people who would rather work outside the machine.



Bobcat MaxControl Remote Operation

Use your iPhone® to control your machine remotely. Bobcat MaxControl remote operation is an iOS app that makes operating your machines easier and more convenient than ever before. It acts like an extra set of hands when help is limited. Two-person jobs can now be handled by one worker, and you can say goodbye to unnecessary trips in and out of the cab.

Industry-leading SJC from Bobcat allow the operator to control all machine functions with their hands. This state-of-the-art system is also loaded with several exclusive features that adapt the loader's performance to specific job requirements:

Speed Management

Simply “dial in” your required travel speed in small increments to match speed to your operation requirements and maximize attachment performance. Speed management gives you a full range of joystick motion at a slower speed, giving you precise control of machine movements while maintaining maximum driveline torque and full hydraulic power.

Steering Drift Compensation

Steering drift compensation keeps you on a straight path by helping you make minor adjustments to the steering. It's beneficial when you side-shift certain attachments, such as planers or trenchers, as this will tend to pull the machine to one side. You can also use it while driving on surfaces that cause the loader to gradually drift left or right, such as crowned roads. Make fine steering adjustments to either side and stay on target.

Horsepower Management

Bobcat horsepower management automatically adjusts the loader drive system to maximize pushing and digging power while minimizing your chance of stalling. Unlike other anti-stall systems, Bobcat horsepower management lets the operator obtain maximum engine and drive torque to match the toughest digging conditions. If you prefer to work without it, simply disengage with the push of a button.

EASY MAINTENANCE AND SERVICEABILITY

Bobcat loaders are designed to provide the fastest, easiest maintenance in the industry. Engine checkpoints are within easy reach – so daily maintenance actually gets done. Better access to routine and long-term maintenance points makes preventative maintenance simple, reducing your operating costs and adding to your bottom line.

FULL-ACCESS SERVICEABILITY

Our large, swing-open tailgate provides convenient access to routine maintenance points. There are no radiators to move, lift arms to raise or lift-arm support devices to install.

PROTECTIVE TAILGATE

The one-piece, ¼-inch steel tailgate door protects loader components from jobsite hazards.

TIP-UP CAB

For non-routine service, simply remove two nuts and tip back the cab to access hydraulic and hydrostatic components in minutes.

SIMPLE TRACK TENSIONING

When it's time to adjust track tension, all it takes is a common grease gun. Idlers and rollers are permanently sealed and lubricated.



BOBCAT VERSATILITY

Bobcat loaders have your business expansion built right in. An auger, breaker or one of more than 70 attachments will go a long way to save you time and labor. Whether it's breaking concrete, taking down buildings or drilling tree holes, Bobcat attachments help you take on new jobs and get more use from your machine. No other manufacturer builds more of its own attachments than Bobcat, so they're vertically integrated with your Bobcat loader's electronics, hydraulics and geometry – with optimal visibility and ease of entry and exit in mind.




SUPERIOR ATTACHMENT AVAILABILITY

Bobcat dealers specialize in compact equipment – so they are much more likely to stock or rent attachments that other equipment retailers don't even have. You'll be able to buy or rent the attachments you need.

BOB-TACH SYSTEM

Change attachments in less than a minute with the Bob-Tach® attachment mounting system. Replace a bucket with a pallet fork, landscape rake, auger, grapple and more, while keeping a tight attachment fit every time.



POWER BOB-TACH SYSTEM

With the Power Bob-Tach system, you can change non-hydraulic attachments without leaving the comfort of your cab. Just line up the attachment and press the switch.

Quick Couplers

Trapped line pressure can make attachment changes anything but quick. So Bobcat loaders come with quick couplers to release trapped pressure. By pushing the coupler inward, hydraulic oil is released through a return line back into the machine. The result is a clean, quick attachment change every time.



Attachment Control Kit

Several attachments require control of more than one function. Our small, seven-pin attachment harness activates power and fingertip control functions while eliminating the need for mechanical relays used on other loaders. It's fully integrated with your Bobcat loader for a clean look and protected routing.

SPECIFICATIONS



Model	S70	S450	S510
Loader Series	K-Series	M3-Series	M3-Series
Rated Operating Capacity (ROC) (35% of tipping load)	–	–	–
ROC (50% of tipping load)	760 lb. (344 kg)	1370 lb. (621 kg)	1790 lb. (812 kg)
ROC With (optional 200 lb., 90 kg) Counterweight	–	1430 lb. (649 kg)	2023 lb. (917 kg)
Tipping Load	1520 lb. (689 kg)	2740 lb. (1243 kg)	3754 lb. (1702 kg)
Height to Bucket Hinge Pin	94.5 in. (2400 mm)	109.5 in. (2781 mm)	114.5 in. (2908 mm)
Lift Arm Path	Radius	Radius	Radius
Size and Speed			
Operating Weight	2892 lb. (1312 kg)	5370 lb. (2436 kg)	6208 lb. (2816 kg)
Width With Bucket	36.0 in. (914 mm)	62.0 in. (1575 mm)	68.0 in. (1727 mm)
Height With Cab	71.4 in. (1814 mm)	77.8 in. (1976 mm)	77.8 in. (1976 mm)
Travel Speed - Low Range	6.3 mph (10.1 km/hr.)	7.6 mph (12.3 km/hr.)	7.6 mph (12.3 km/hr.)
Travel Speed - High Range (optional 2-Speed travel)	–	9.2 mph (14.8 km/hr.)	–
Engine	Tier 4	Tier 4	Tier 4
Horsepower	23.5 hp (17.5 kW)	49.0 hp (36.5 kW)	55.0 hp (41.0 kW)
Type	Diesel	Turbo Diesel	Turbo Diesel
Fuel Tank Capacity	6.5 gal. (24.6 L)	14.2 gal. (53.8 L)	24.8 gal. (93.7 L)
Horsepower Management	–	Included with SJC Option	Included with SJC Option
Tires			
Bobcat Heavy Duty	–	Std	Std
Bobcat Standard Duty	Std	–	–
Bobcat Superfloat Duty	–	–	–
Tracks/Undercarriage			
Track Width - Standard	–	–	–
Track Width - Optional	–	–	–
Ground Pressure (with standard tracks)	–	–	–
Ground Pressure (with optional tracks)	–	–	–
Length of Track on Ground	–	–	–
5-Link Torsion Suspension Undercarriage	–	–	–
Grease Cylinder Track Tensioning	–	–	–
Control Options			
Bobcat Standard (foot pedals/steering levers)	Std	Std	Std
Selectable Joystick Controls (SJC)	–	Opt	Opt
Radio Remote Control (SJC required)	–	Opt	Opt
Machine Features			
2-Speed Travel	–	Opt	–
Automatic Ride Control	–	–	–*
Back-Up Alarm and Horn	Std	Std	Std
Bobcat Interlock Control System (BICS™)	Std	Std	Std
Cab With Heat	–*	–*	–
Cab With Heat and Air Conditioning	–	Opt	Opt
Heated Cloth Air-Ride Seat	–	–*	–*
Hydraulic Bucket Positioning	–	–*	–*
Front and Rear Work Lights	Std	Std	Std
Mechanical Suspension Seat	Std	Std	Std
Radio	–	–*	–*
Reversing Fan	–	–	–*
ROPS/FOPS Approved Cab Structure	Std	Std	Std
Deluxe Panel	–	Opt	–*
Side Lighting Kit	–	–	–*
Sound Reduction Package	Opt	Opt	–*
Features for Attachments			
Attachment Control	–*	–*	–*
Bob-Tach Mounting System	Std	Std	Std
Power Bob-Tach System	–	Opt	–*
Fingertip Auxiliary Hydraulics Control	–	Std	Std
Hydraulic System Pressure	3000 psi (206.84 bar)	3300 psi (227.53 bar)	3550 psi (244.76 bar)
Hydraulic Standard Flow	9.8 gpm (37.1 L/min.)	16.7 gpm (63.2 L/min.)	17.1 gpm (64.7 L/min.)
Hydraulic High Flow	–	–	–
Pressure Release Hydraulic Quick Couplers	–	Std	Std
Speed Management	–	Included with SJC Option	Included with SJC Option

*Ask your Bobcat dealer about installing this option.



S590	T450	T550	T595
M3-Series	M3-Series	M3-Series	M3-Series
–	1490 lb. (676 kg)	1995 lb. (905 kg)	2200 lb. (998 kg)
2000 lb. (907 kg)	2120 lb. (962 kg)	2850 lb. (1293 kg)	3142 lb. (1425 kg)
2150 lb. (975 kg)	1656 lb. (745 kg)	2095 lb. (950 kg)	–
4202 lb. (1906 kg)	4257 lb. (1931 kg)	5792 lb. (2627 kg)	6517 lb. (2956 kg)
119.0 in. (3023 mm)	109.5 in. (2781 mm)	114.5 in. (2908 mm)	119.0 in. (3023 mm)
Vertical	Radius	Radius	Vertical
6765 lb. (3069 kg)	6424 lb. (2914 kg)	7557 lb. (3428 kg)	8022 lb. (3638 kg)
68.0 in. (1727 mm)	56.0 in. (1422 mm)	68.0 in. (1727 mm)	68.0 in. (1727 mm)
77.8 in. (1976 mm)	77.8 in. (1976 mm)	77.8 in. (1976 mm)	77.8 in. (1976 mm)
6.9 mph (11.2 km/hr.)	6.9 mph (11.2 km/hr.)	7.1 mph (11.4 km/hr.)	7.1 mph (11.4 km/hr.)
11.4 mph (18.4 km/hr.)	11.0 mph (17.7 km/hr.)	–	–
Tier 4	Tier 4	Tier 4	Tier 4
68.0 hp (50.7 kW)	55.0 hp (41.0 kW)	68.0 hp (50.7 kW)	70.0 hp (52.2 kW)
Turbo Diesel	Turbo Diesel	Turbo Diesel	Turbo Diesel
24.8 gal. (93.7 L)	17.1 gal. (64.9 L)	36.5 gal. (138.2 L)	36.5 gal. (138.2 L)
Included with SJC Option	Included with SJC Option	Included with SJC Option	Included
–	–	–	–
–	–	–	–
Std	–	–	–
–	11.8 in. (300 mm)	12.6 in. (320 mm)	12.6 in. (320 mm)
–	–	15.7 in. (400 mm)	15.7 in. (400 mm)
–	4.8 psi (0.33 bar)	4.9 psi (0.34 bar)	5.1 psi (0.35 bar)
–	–	4.0 psi (0.27 bar)	4.1 psi (0.28 bar)
–	50.2 in. (1275 mm)	54.1 in. (1374 mm)	54.1 in. (1374 mm)
–	–	–	–
–	Std	Std	Std
Std	Std	Std	–
Opt	Opt	Opt	Std
Opt	Opt	Opt	Opt
Opt	Opt	–	–
Opt	–	–*	Opt
Std	Std	Std	Std
Std	Std	Std	Std
–	–	–	–
Opt	Opt	Opt	Opt
–*	–*	–*	–*
Opt	–*	–*	Opt
Std	Std	Std	Std
Std	Std	Std	Std
–*	–*	–*	–*
–*	–	–*	–*
Std	Std	Std	Std
–*	–*	–*	–*
–*	–	–*	–*
–*	–*	–*	–*
Opt	–*	–*	Opt
Std	Std	Std	Std
Opt	Opt	–*	Opt
Std	Std	Std	Std
3550 psi (244.76 bar)	3300 psi (227.53 bar)	3550 psi (244.76 bar)	3550 psi (244.76 bar)
17.1 gpm (64.7 L/min.)	16.7 gpm (63.2 L/min.)	17.1 gpm (64.7 L/min.)	17.1 gpm (64.7 L/min.)
–	–	–	–
Std	Std	Std	Std
Included with SJC Option	Included with SJC Option	Included with SJC Option	Included




One Tough

B O B C A T T I M E L I N E





h Animal[®]





YOU ARE ONE TOUGH ANIMAL.®

Everything we put into Bobcat equipment is designed to make more of whatever you bring to the job. Whether it's strength, versatility, speed or agility, it's built around you.

Certain specification(s) are based on engineering calculations and are not actual measurements. Specification(s) are provided for comparison purposes only and are subject to change without notice. Specification(s) for your individual Bobcat equipment will vary based on normal variations in design, manufacturing, operating conditions, and other factors.

DOOSAN

Bobcat Company is a member of the Doosan Group. Doosan is a global leader in construction, grounds maintenance and material handling equipment, power and water solutions, and engineering that has proudly served customers and communities for more than a century. Bobcat®, the Bobcat logo and the colors of the Bobcat machine are registered trademarks of Bobcat Company in the United States and various other countries. ©2022 Bobcat Company. All rights reserved.



Printed on 10% recycled paper

B-2183 (04/22)
EP-4M-0422-81538-F

Bobcat Company
250 East Beaton Drive • West Fargo, ND 58078

Bobcat.com



Bobcat®

One Tough Animal.